

# Atlantic City Tourism Performance Indicators (AC-TPI)

---









# Atlantic City Tourism Performance Indicators (AC-TPI)

---

*"The UNWTO Statistics and Tourism Satellite Account Programme is committed to developing tourism measurement for furthering knowledge of the sector, monitoring progress, evaluating impact, promoting results-focused management, and highlighting strategic issues for policy objectives...the programme works towards advancing the methodological frameworks for measuring tourism."*<sup>2</sup>

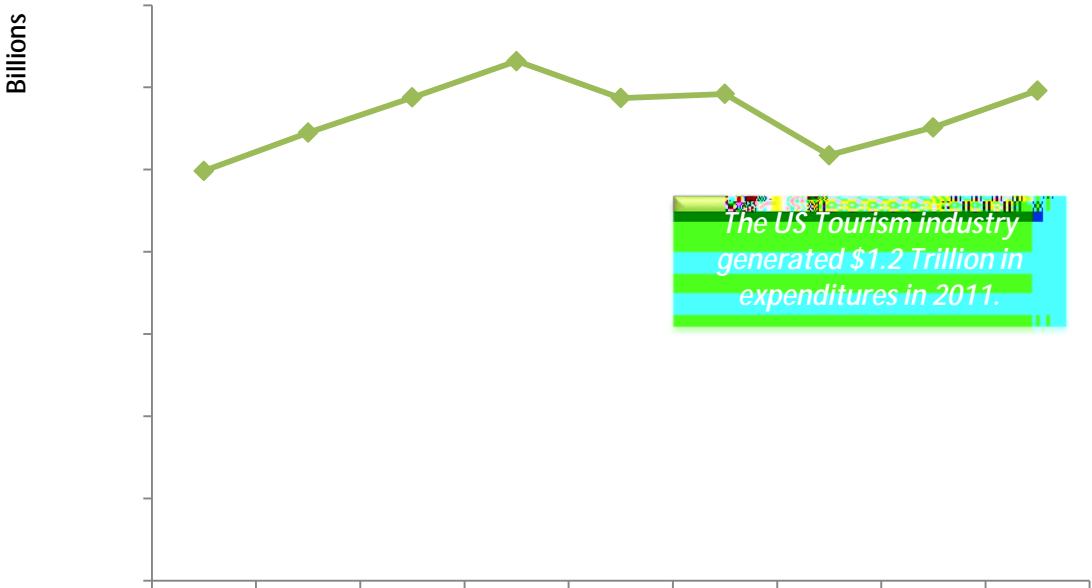
---

---

---

---

Figure 1: All Tourism Goods and Services for the United States, 1998 through 2011, \$billions<sup>7</sup>



---

---

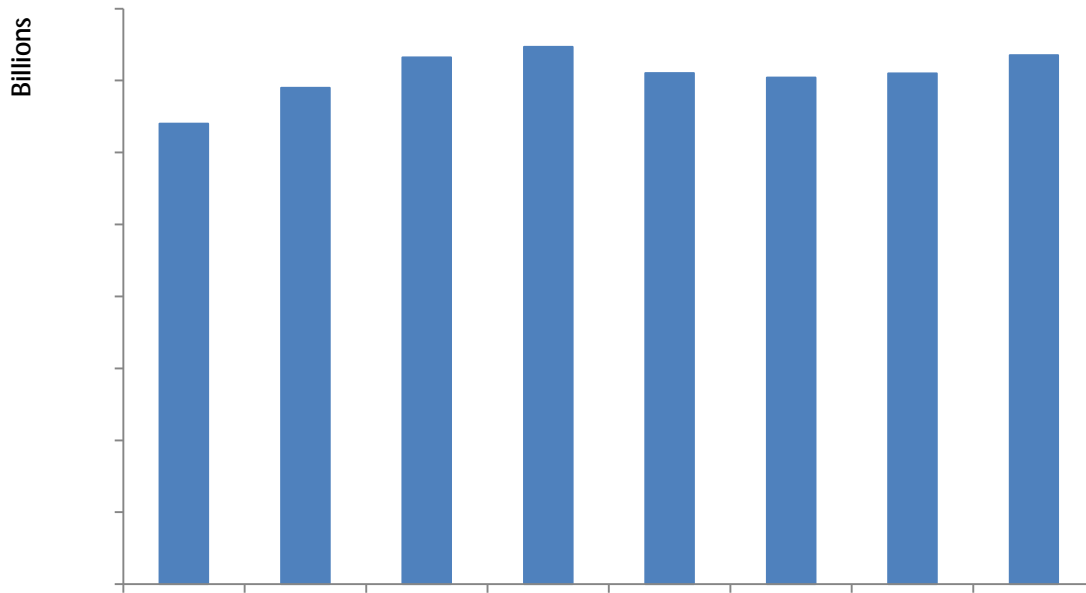


Figure 2: 2011 Tourism Goods and Services for the United States by Industry, \$billions

Figure 3: Year over Year Change in Tourism Expenditures for the United States by Industry



Figure 5: All Tourism Goods and Services for NJ, 2004 through 2011, \$billions<sup>10 11 12</sup>



---

---

---

---

---

---

Figure 6

*"The Atlantic City Luxury Sales Tax applies to the receipts from specified retail sales within Atlantic City, including sales of alcoholic beverages for on-premises consumption; cover, minimum, or entertainment charges; room rental in hotels, inns, rooming, or boarding houses; hiring of rolling chairs, beach chairs, and cabanas; and tickets of admission within Atlantic City... The rate of tax is 3% on sales of alcoholic beverages sold by the drink and 9% on other taxable sales. The maximum combined Atlantic City rate and New Jersey State sales tax rate (excluding the State occupancy fee) may not exceed 13% effective July 15, 2006. The State sales tax rate is reduced to the extent that the city rate exceeds 7%, and the maximum combined Atlantic City rate and New Jersey rate may not exceed 13%. Formerly, the maximum combined Atlantic City rate and the New Jersey sales tax rate could not exceed 12%."*<sup>13</sup>



Figure 9: Annual Atlantic City Luxury Tax Collections, 2008 through 2012, \$millions



Figure 10: 12 Month Trailing Total for the Atlantic City Luxury Tax, December 2008 to December 2012, \$millions


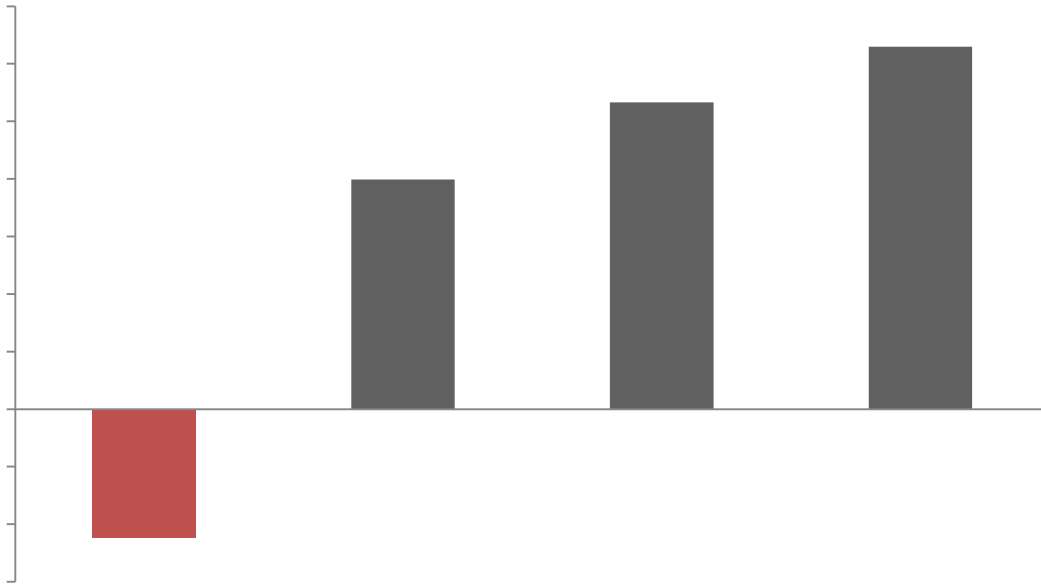





Figure 12: Year over Year (YoY) Change in the Quarterly Atlantic City Luxury Tax Collections, 1<sup>st</sup> Quarter 2009 through 4<sup>th</sup> Quarter 2012

Figure 13: Year over Year (YoY) Change in the Annual Atlantic City Luxury Tax Collections, 2009 through 2012



*“By law, casinos remit a fee of \$3.00 per day for each parking space used by patrons in their facility. \$0.50 of the parking fee is deposited into the Casino Revenue Fund, with the remaining \$2.50 forwarded to the Casino Reinvestment Development Authority for public projects in Atlantic City. The commission audits and certifies the amounts payable by each casino under the law.”*

Figure 14: Casino Parking Fee, January 2008 through December 2012, \$millions
















Figure 22: Atlantic County Hotel Occupancy Fee, 3<sup>rd</sup> Quarter 2004 through 3<sup>rd</sup> Quarter 2005  
\$millions



Figure 23: Annual Atlantic County Hotel Occupancy Fee Collections, 2005 through 2012, \$millions

Figure 24: 12 Month Trailing Total for the Atlantic County Hotel Occupancy Fee, August 2005 through December 2012, \$millions

Figure 25: Year over Year (YoY) Change in the Atlantic County Hotel Occupancy Fee, July 2005 to December 2012





Figure 27: Year over Year (YoY) Change in the Annual Atlantic County Hotel Occupancy Fee Collections, 2006 through 2012

Figure 28: December, 4<sup>th</sup> Quarter and Calendar Year 2012 Year over Year Atlantic City Tourism Performance (AC-TPI) Index Snapshot

