




*Brian J. Tyrrell, Ph.D.*

LLO ▾

SON INS  
SPITALITY & TOU



**Atlantic City Tourism  
Performance Indicators (AC-TPI)  
*2013 Annual Report***

## Table of Figures

*Figure 1: Atlantic City Luxury Tax Collections, January 2005 through December 2013, \$millions*

*Figure 2: Year over Year (YoY) Change in the Atlantic City Luxury Tax Collections, January 2006 through December 2013*

*Figure 3: Quarterly Atlantic City Luxury Tax Collections, 1st Quarter 2005 through 4th Quarter 2013, \$millions*

*Figure 4: Year over Year (YoY) Change in the Quarterly Atlantic City Luxury Tax Collections, 1st Quarter 2006 through 4th Quarter 2013*

*Figure 5: Annual Atlantic City Luxury Tax Collections, 2005 through 2013, \$millions*

*Figure 6: Year over Year (YoY) Change in the Annual Atlantic City Luxury Tax Collections, 2006 through 2013*

*Figure 7: 12 Month Trailing Total for the Atlantic City Luxury Tax, December 2005 to December 2013, \$millions*

*Figure 8: Casino Parking Fee, January 2005 through December 2013, \$millions*

*Figure 9: Year over Year (YoY) Change in the Casino Parking Fee, January 2006 through December 2013*

*Figure 10: Quarterly Casino Parking Fee, 1st Quarter 2005 through 4th Quarter 2013, \$millions*

*Figure 11: Year over Year (YoY) Change in the Quarterly Casino Parking Fee, 1st Quarter 2006 through 4th Quarter 2013*

*Figure 12: Annual Casino Parking Fee Collections, 2005 through 2013, \$millions*

*Figure 13: Year over Year (YoY) Change in the Annual Casino Parking Fee Collections, 2006 through 2013*

*Figure 14: 12 Month Trailing Total for the Casino Parking Fee, December 2005 to December 2013, \$millions*

*Figure 15: Atlantic County Hotel Occupancy Fee, January 2005 through December 2013, \$thousands*

*Figure 16: Year over Year (YoY) Change in the Atlantic County Hotel Occupancy Fee, January 2006 to December 2013*


*Figure 17: Atlantic County Hotel Occupancy Fee, 1st Quarter 2005 through 4th Quarter 2013, \$millions*

*Figure 18: Year over Year (YoY) Change in Quarterly the Atlantic County Hotel Occupancy Fee, 1st Quarter 2005 through 4th Quarter 2013*

*Figure 19: Annual Atlantic County Hotel Occupancy Fee Collections, 2005 through 2013, \$millions*

*Figure 20: Year over Year (YoY) Change in the Annual Atlantic County Hotel Occupancy Fee Collections, 2006 through 2013, \$millions*






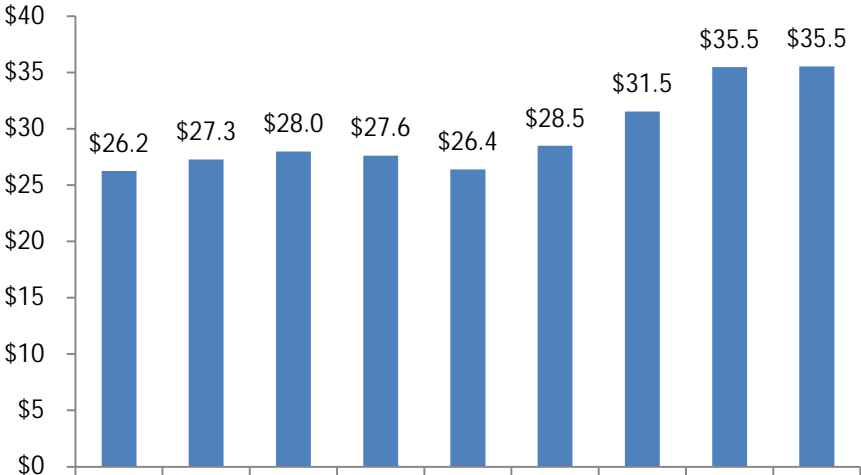
tax  
and the  
may not  
City rate  
12%.”

\$

\$







\$

\$

PARKING





## Atlantic City Casino Parking Fee

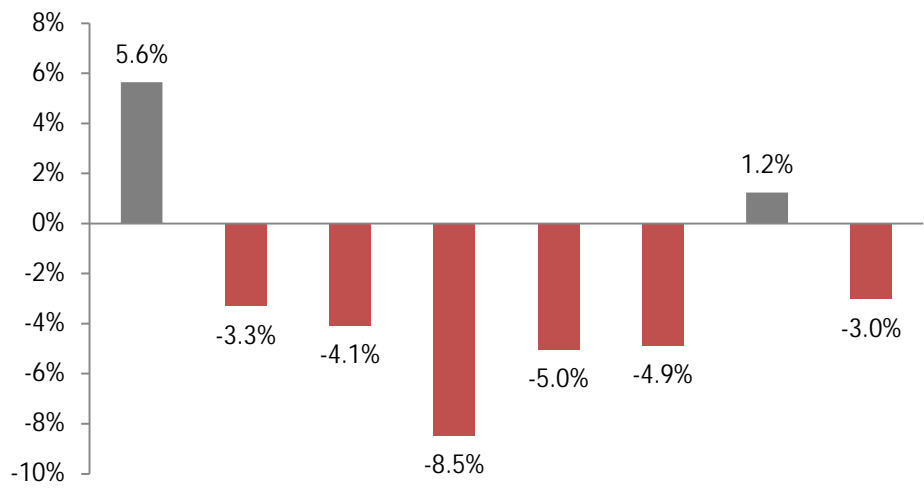
*“By law, casinos remit a fee of \$3.00 per day for each parking space used by patrons in their facility. \$0.50 of the parking fee is deposited into the Casino Revenue Fund, with the remaining \$2.50 forwarded to the Casino Reinvestment Development Authority for public projects in Atlantic City. The commission audits and certifies the amounts payable by each casino under the law.”*

\$

\$

\$

\$



## Atlantic County Hotel Occupancy Fee

*“Legislation enacted in 2003 (P.L. 2003, c. 114) imposed a 7% State Occupancy Fee on the rent for every occupancy of a room in a hotel, motel or similar facility in most New Jersey municipalities, between August 1, 2003 and June 30, 2004. For occupancies on and after*



\$

\$

## **December 2012 Atlantic City Tourism Performance**

-----





