

Table of Contents

MISSION STATEMENT

Annual Institutional Profile Report
September 15, 2017

A. Accreditation Status


1. Institutional Accreditation

B. Number of Students Served

1. Number of Undergraduate Students by Attendance Status, Fall 2016



Source: Fall 2016 IPEDS Enrollment Survey

2. Number of Graduate Students by Attendance Status, Fall 2016



C. Characteristics of Undergraduate Students

1. Mean Math, Verbal and Writing SAT Scores, Fall 2016



b. Undergraduate Enrollment by Residence, Fall 2016

Regions:

%

%

D. Student Outcomes

1. Four-, Five- and Six-Year Gr

E. Faculty Characteristics

1. Full-time Faculty by Race/Ethnicity, Gender, Tenure Status and Academic Rank, Fall 2016

<u>White</u>		<u>Black</u>	<u>Hispanic</u>	<u>Asian*</u>	<u>American Ind.</u>	<u>Non-Resident Alien</u>	<u>Race Unknown*</u>	<u>Total</u>
Men	Wo							

2. Percentage of Course Sections Taught by Full-time Faculty, Fall 2016

Total Number of Course Sections	Taught by Full-time Faculty		Taught by Part-time Faculty		Taught by Others*	
	<i>Number</i>	<i>Percent</i>	<i>Number</i>	<i>Percent</i>	<i>Number</i>	<i>Percent</i>

Note: Others includes full-time administrators

3.

F. GOVERNING BOARD CHARACTERISTICS

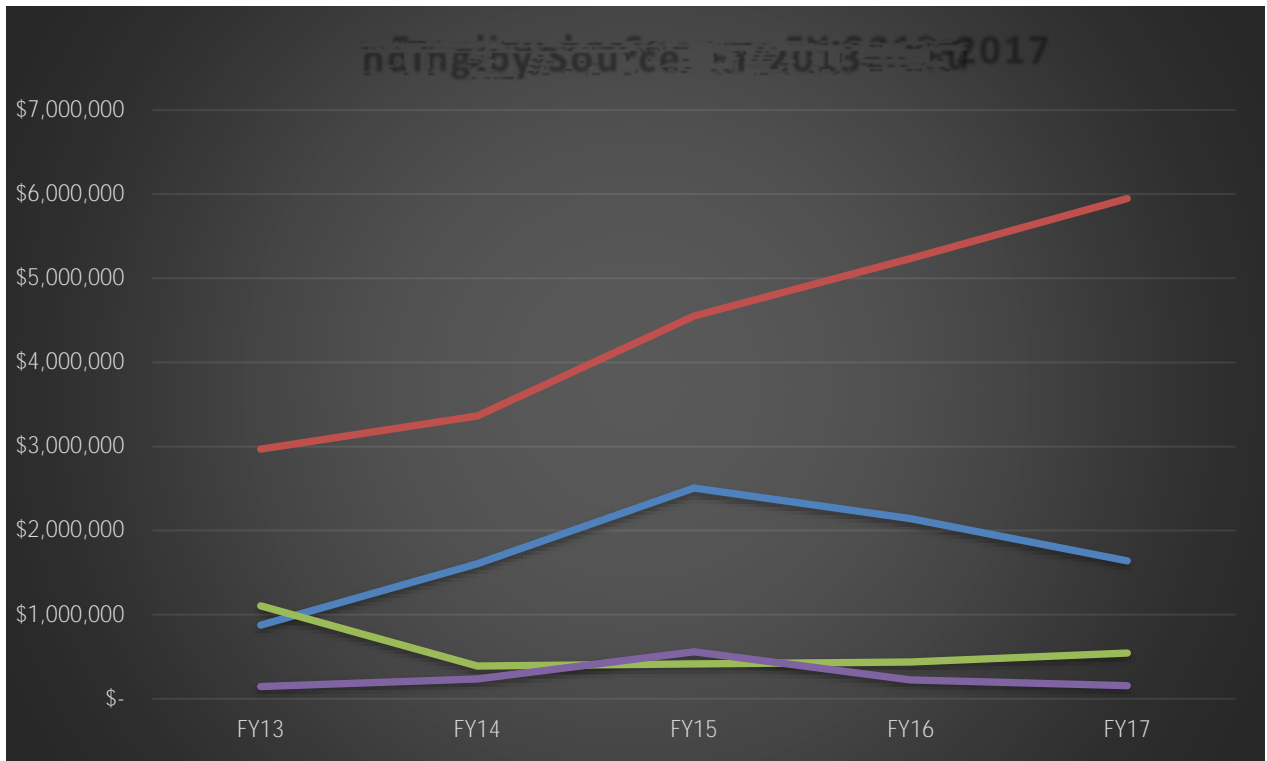
1. Race/Ethnicity and Gender of Governing Board

2. Members of the Board of Governors and/or Trustees

Name	Title	Affiliation

3. URL

G. A Profile of the Institution



STATISTICAL OVERVIEW

2016 - 2017

President,
Provost,
Grad,
Staff,
Library

Foreclosure: What You Need to Know

